

# tts



## reportUI

data mining made simple

Wouldn't it be great if the statistical reports from SAP SuccessFactors came with more customized functions? When using **reportUI**, you can design your reports yourself. Have your own

report compiled according to your specific needs or use out-of-the-box standard packages. Find the right data faster thanks to comprehensive search and filter

functions and use charts and dashboards to support your decision-making processes. And, of course, **reportUI** is an intuitive, functional and user-friendly tool.

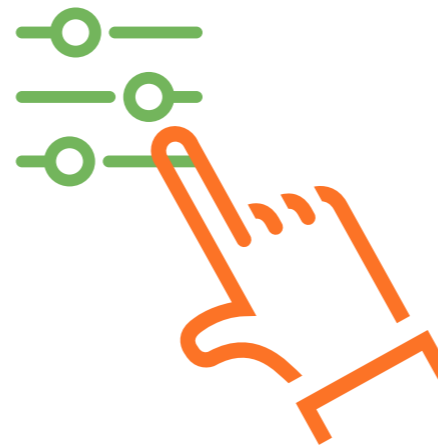
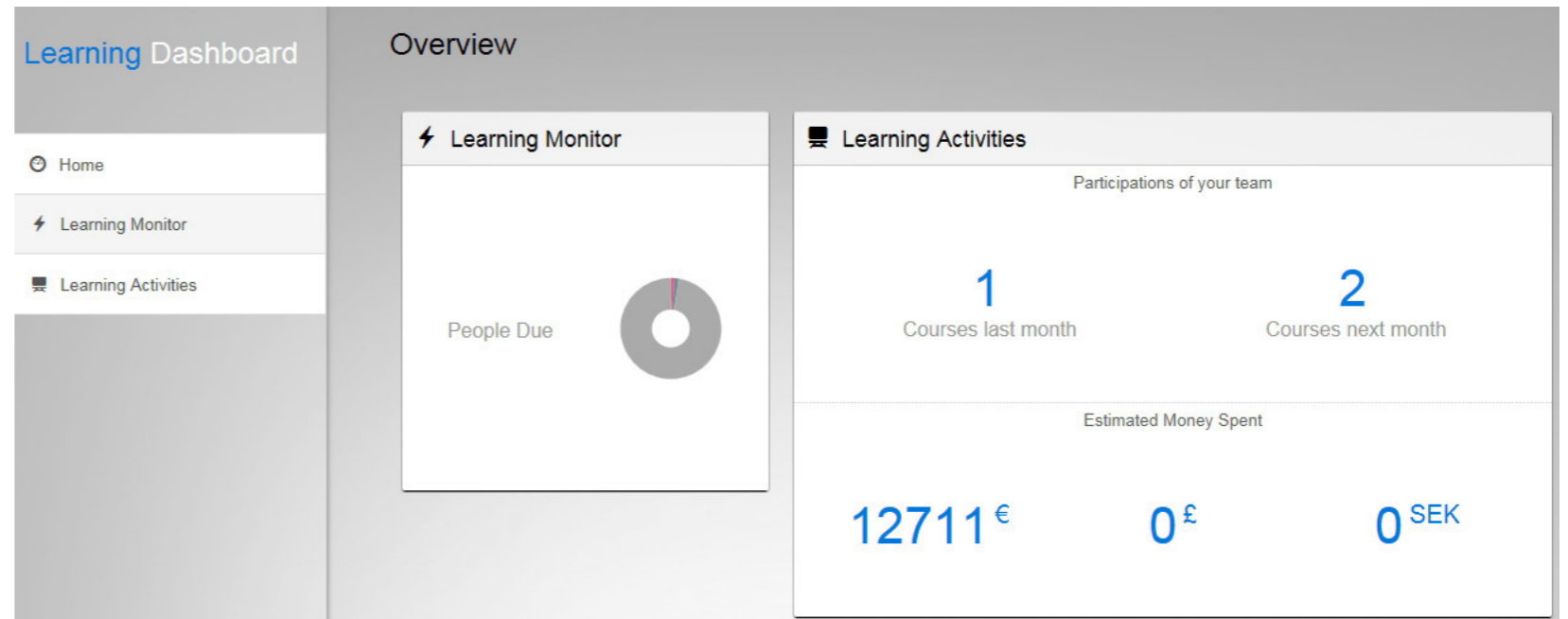
# Reports and dashboards: Discover our new features!

## Features

- Dynamic full-text search and filter options
- PDF and Excel export direct from within the report
- Charts and dashboards

## Benefits

- Customer-specific reporting
- Consistent layout
- Faster and more efficient compilation of the right data
- Intuitive, functional & user-friendly interface
- Professional support from **tts**



# Overview: The basis for state-of-the-art, contemporary reporting



## Our product range

### Individual reports

- Customer-specific
- Standardized

### Admin package

- Participation documents
- Learning and Budget Overview
- Training requests

### Manager package

- Retrainings
- Dashboards
- Learning and Budget Overview
- Program activities

## Implementation

- Integrated into SAP SuccessFactors HCM Learning
- Implemented in a few days
- Uses up few internal resources

## Requirements

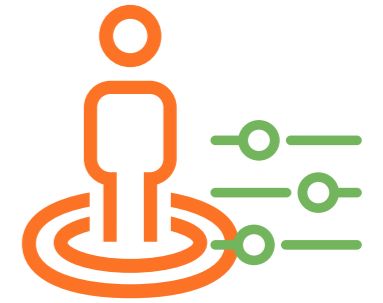
To run reports, the SAP SuccessFactors HCM Learning module must be implemented, along with a running test system. It is also advisable to have a sufficient database.

## Scope of services

- Presentation and discussion of reports
- Specification of customer modifications
- Installation of reports in the test system
- Allocation of necessary roles and permissions
- Localization
- Technical testing
- Installation of reports in the productive system following successful sign-off



# Admin package details: Manage training courses more efficiently



## Participation documents report

### For more efficient event organization

- Participation list
- Signature list
- Signature list including data protection template
- Place cards

### Features

- Compilation of lists for each event via dynamic full-text search and filter functions within the report
- Create lists and cards as PDFs and print them out, all at the touch of a button
- Place cards with first and second name and welcome text
- Template for data protection declaration

## Learning and budget overview report

### Compact overview of figures

- Number of trainings
- Number of participants
- Training duration in hours
- Training costs

### Features

- Data depicted in graphics and in tables
- Dynamic full-text search and filter functions within the report
- Excel export



## Training requests report

### For efficient planning

- Open training requests
- Training requests that are due
- Training requests per training course

### Features

- Displayed as diagram
- Dynamic table with filters and full-text search for desired data selection
- Excel export

# Manager package details: Maintain an overview

## Report dashboards

### Training overview of employees

- Assigned training courses
- Completed training courses
- Due date
- Training costs

## Program activities report

### Overview of training status

- Training status of employees with regard to assigned programs and the training courses they contain
- Due date

## Retrainings report

### Overview of training status

- Training status of employees with regard to assigned curricula and the training courses they contain
- Due date
- Overview of retraining courses

## Learning and budget overview report

### The key figures at a glance

- Number of trainings
- Number of participants
- Training duration in hours
- Training costs


## Features

- Data depicted in diagrams and in tables
- Dynamic full-text search and filter functions within the report
- Excel export



# tts

Want to know more?  
We're more than happy to help!



A product from **tts labs**



**tts**

Schneidmühlstraße 19  
69115 Heidelberg  
T +49 6221 894 69-0  
F +49 6221 894 69-79  
E [labs@tt-s.com](mailto:labs@tt-s.com)